



For Installations Requiring

- Clear voice announcements, even in the presence of high-ambient noise.
- Compact loudspeaker
- Broad coverage
- Cost-effective, clear paging

Description

The model 110 Page was designed to provide an economical solution for high-powered, clear voice announcements in the most challenging environments, including those with high-ambient noise. Unlike conventional paging horns that deliver harsh, unintelligible sound, the 110 Page leverages the Soundsphere's trademark 360° horizontal dispersion for superior off-axis response and extremely high intelligibility.

SOUNDSPHERE 110 PAGE PRODUCT SPECIFICATIONS

System Type	6 1/2" (165 mm) full-range driver
Impedance (Nominal) ¹	4 Ω
Sensitivity dB @ 2.83 V / 1 M	101 dB (Measured from 300 Hz - 3 kHz)
Sensitivity dB @ 1 W / 1 M ²	98 dB (Measured from 300 Hz - 3 kHz)
Frequency Response (±3 dB) ³	500 Hz - 5.5 kHz
Frequency Response (±10 dB) ³	150 Hz - 11 kHz
Max. Continuous Peak Power ⁴	120 W
Max. Continuous Power RMS ⁵	60 W
Max. Power SPL @ 1 M ⁶	116 dB
Coverage Angle (±6 dB @ 500 Hz)	180°
Coverage Angle (±6 dB @ 4 kHz)	100°
Coverage Angle (±6 dB Avg. 500 Hz - 4 kHz)	150°
Transformer	Optional 60 W - planned
Transducer: Low-Frequency Driver	6 1/2" (165 mm) treated pulp fiber
Low-Frequency Voice Coil	1" 25.4 mm
Enclosure & Reflector Material	Structural foam polystyrene with rustproof hardware
Inputs	Hardwire leads
Colors	White (paintable); custom colors available
Height	11 7/8" 302 mm
Diameter	Sphere: 10" (254 mm) Reflector: 14 7/8" (378 mm)
Weight	8 lbs 3.6 kg
Shipping Weight	11 lbs 5 kg
Packaging	One per box
Optional Accessories	Hanging Kit Extension (SS-HKEXT), Mounting Bracket (SS-MBS), Beam Clip (SS-BC), Drop-Ceiling Bracket (SS-DCB), Adjustable Tilt Bracket (SS-ATB), Beam Clamp, Large (SS-BCL), Beam Clamp, Medium (SS-BCM), Hanging Kit 24" Extension, Large (SS-HKLEXT2), Hanging Kit 48" Extension, Large (SS-HKLEXT4), Hanging Kit 24" Extension, Medium (SS-HKLEXT), Surface Mounting Bracket, Medium (SS-MBM), Small Screen with Weather Filter (SS-SWFS)
Certifications	CE, RoHS

Features

- Clear voice announcements in high-noise environments.
- Hemispherical coverage pattern
- Neodymium-ferrite hybrid magnet system for superior sensitivity.
- Covers more area than other speakers.
- Cost-effective solution for applications where OSHA compliance is required.
- Compact, lightweight speaker.
- Arrives fully assembled, with many mounting possibilities.
- Standard white (paintable)
- Included 60W transformer for 70.7/100V applications (4Ω bypass available)
- Included hanging kit (SS-HK)

¹ Impedance listed per IEC 60268-5 with a minimum less than 80% the nominal impedance

² 1 W / 1 M sensitivity determined using nominal impedance

³ Frequency response measured in half or full space as dictated by speaker mounting configuration

⁴ Max program power is 3 dB above max continuous power

⁵ Continuous power rating, EIA-426-B test

⁶ Max output based on max continuous power



Applications

Provides clear paging - even under challenging, high-noise conditions - the 110 Page loudspeaker is ideal for applications such as factories, warehouses, fire houses, airports, train stations, cruise terminals, correctional institutions and anywhere that articulate voice announcements are critical.

Patented Technologies

SoundTube constantly develops new technologies which enhance audio product performance. SoundTube innovations are protected by multiple U.S. and international patents, which explicitly cover SoundTube's enclosure and dispersion technologies. SoundTube actively defends its patents in order to protect SoundTube resellers and end-users.

Technical Data and Specification Tools

SoundTube strives to provide complete and effective technical information and data to dealers, engineers and designers. All data is available from SoundTube or at www.soundtube.com.

Technical data and downloads include:

- EASE™ data - 3-D polar plots
- EASE™ Address - 2-D modeling for distributed systems
- Tech Sheets - technical information and architectural specs for system engineers
- Distributed System Quick Planning Guide - online configuration tool and step-by-step guide are available to assist in the design of effective public area distributed sound systems using Soundsphere omnidirectional loudspeakers

Independent Data Acquisition and Verification

All data for Soundsphere loudspeakers from SoundTube is independently collected from and verified by NWA Labs (www.nwaalabs.com) using their proprietary MACH testing system. All data is collected and analyzed according to ASTM, ISO and AES standards using EASERA, TEF and MLSSA. Full balloon data including both phase and magnitude is compiled into a variety of formats including EASE 4.x, GLL and CLF.

Architectural Specifications

The loudspeaker driver shall consist of one 6.5" (165 mm), full-range treated pulp fiber unit.

Performance specifications of a typical production unit shall be as follows: Usable frequency response shall extend from 150 Hz - 11 kHz (± 10 dB). The vertical polar coverage shall be $150^\circ \pm 6$ dB. Measured sensitivity (1 W / 1 M) shall be at least 98 dB. The speaker shall have a rated impedance of 4 Ω . The speaker shall be available for 25, 70, and 100 V modes and shall include 7 power tap selection leads for use with electrical wire nuts or crimp caps. Rated power capacity shall be at least 60 W continuous RMS and conform to EIA-426-B testing. Calculated maximum continuous output at 1 M and shall be 96 dB.

The complete loudspeaker shall be no more than 11.875" (302 mm) in height. The driver shall be mounted in a spherical enclosure made of

structural foam polystyrene that is no more than 10" (254 mm) in diameter. The reflector shall be no more than 14.875" (378 mm) in diameter.

The complete loudspeaker shall weigh no more than 8 lbs (3.6 kg). Hardware shall be rust and corrosion resistant.

Optional accessories shall include: a Mounting Bracket (SS-MBS) to mount flat against a ceiling surface; a Hanging Kit (SS-HK); a 24" Hanging Kit Extension (SS-HKEXT); a Beam Clip (SS-BC) for mounting to a beam flange; a Drop-Ceiling Bracket (SS-DCB); Small Screen with Weather Filter (SS-SWFS) that additionally offers a water protection barrier.

The system Shall be the Soundsphere Model 110 Page for clear voice announcements, even in high-noise environments.

Warranty

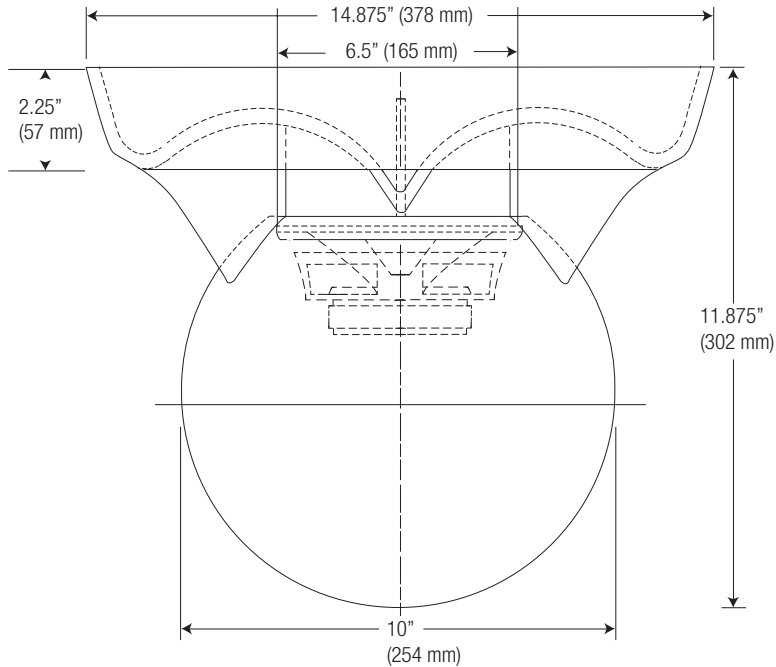
Soundsphere loudspeakers from SoundTube are warranted against failure or malfunction due to defects in materials or workmanship for a period of five years from date of original purchase. Speaker electronics are warranted for three years. Defective units will be repaired or replaced at our option if delivered prepaid to our factory. Repaired or replaced units will be returned at our expense. Warranty does not cover appearance or damage caused by abuse, misuse, neglect, accident, or exceeding maximum rated power. Warranty does not cover labor costs involved in removing and/or reinstalling the defective unit, nor any liability due to accidents caused by improper installation. Warranty is extended to original purchaser and is not transferable.

SoundTube®

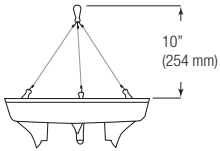
13720 W. 109th St.
Lenexa, KS 66215
Phone: 913.663.5600
Fax: 913.663.3200
Toll Free: 855.663.5600
www.soundtube.com

Mechanical Drawings

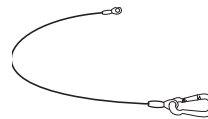
Side



Accessories



Hanging Kit (SS-HK)

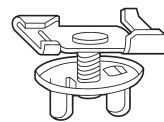


Hanging Kit Extension (SS-HKEXT)
24" extension for use with SS-HK.



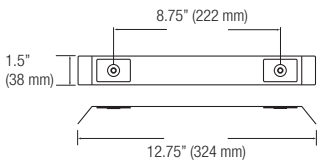
Beam Clips (SS-BC)

Locates a 0.25" hole on a 0.125" to 0.25" beam flange using just a hammer.



Drop Ceiling Bracket (SS-DCB)

Two twist clips and SS-MBS are supplied. Clips twist onto t-bar stringers, and mounting bracket attaches with wing nuts.




Mounting Bracket (SS-MBS)

For mounting speaker on a flat surface.

Line Matching Transformer (SS-TX60)

The Model TX60 is a 60 W line matching transformer for the Model 110 Page with taps for 70 and 100 V constant voltage systems. The TX60 is designed for factory or field mounting in the 110 Page reflector. Connection to system wiring is via 10" color-coded flying leads.

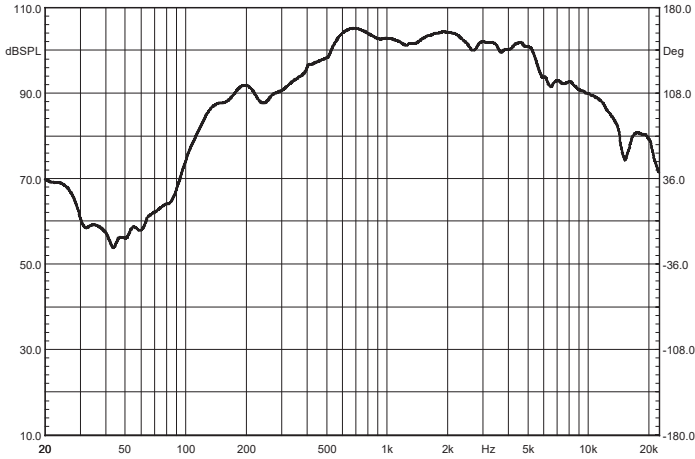


Small Screen with Weather Filter (SS-SWFS)

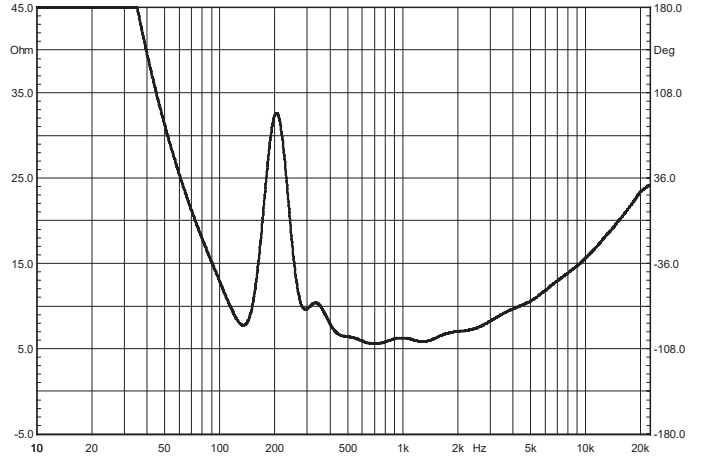
Protects from foreign objects, plus a water protection barrier.

Graphs

Frequency Response

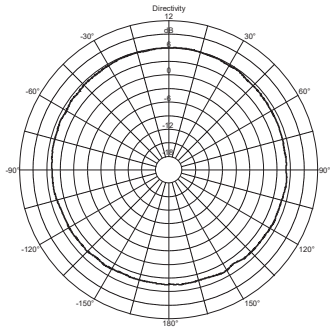


Phase/Impedance Response

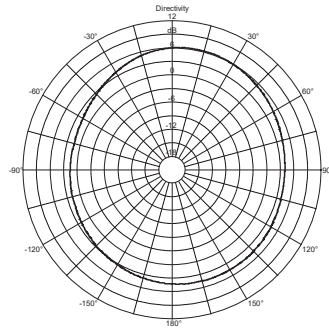


Plots (± 6 dB)

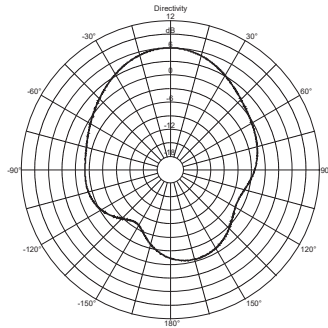
125 Hz



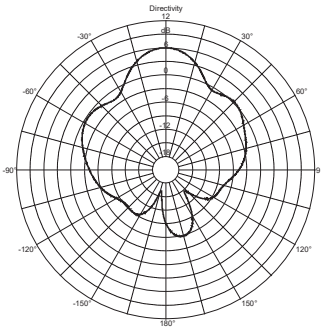
250 Hz



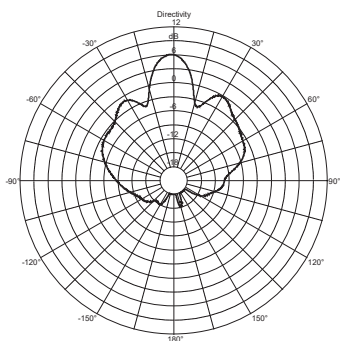
500 Hz



1,000 Hz



2,000 Hz



4,000 Hz

